


FCT

FAN COIL THERMOSTATS



LUX



TEC



TABLE OF CONTENTS



Features 3
Edge T-Stat Code Breakdown 4
Programming 5
Wiring Diagrams 7

NOTES:

- Our selection software is available to facilitate the selection process. Please contact your local representative for details.
- Some drawings are not shown in this catalog.
- All data herein is subject to change without notice.
- Drawings not for installation purposes; refer to IOM manual.
- Content not for contractual purposes; use Selection software output and separate construction submittal drawings located on web.

FEATURES

The table below describes the thermostats that will be provided.

T-STAT Code	Product Overview	Standalone Model	Bacnet Model	Description
D03H	LCD Display Non-Programmable Frost and Overheat Protection Unoccupied Mode via Sensor	Johnson Controls FCP-NA-701-L (Lux)	N/A	
D03C				
D05				
D06				
D08				
D11				
P03H	LCD Display Time Display Frost and Overheat Protection User Set 7-Day Schedule: Occupied/Unoccupied	Johnson Controls FCP-PA-701-L (Lux)	N/A	
P03C				
P05				
P06				
P08				
P11				
N03H	Digital & BACnet Capable User or BAS Occupancy Schedule Color LCD Touchscreen Display USB Configuration Available Built-In Occupancy & Humidity Sensors Plug/Play: Verasys BAS, MAP Access Tool	Johnson Controls TEC3312	Johnson Controls TEC3612	
N03C				
N05				
N07				
N08				
N11				
F03H				
F03C				
F05				
F07				
F08				
F11				
V03H				
V03C				
V05				
V07				
V08				
V11				

NOTES: For more information, reach out to Titus Application Engineering at specialtyprod@titus-hvac.com or (972) 212-4876. Installation manuals are available.

EDGE T-STAT CODE BREAKDOWN

The table below describes the thermostat to be provided based on the code chosen.

T-STAT Type	System Type	T-STAT-Code	Control Type ^c	Cool/Heat Changeover	Fan Control	Water Control Available
"D-Series" Digital No 7-Day Program	2-Pipe	D03H	Heat Only	None	Thermostat Can Switch Fan Speeds (H-M-L) Based On Demand, Or Manually By User*	On/Off Actuator Only
		D03C	Cool Only	None		
		D05	Heat/Cool	Auto		
		D06	Heat/Cool With Auxiliary Electric Heat	Auto		
	4-Pipe	D08	Cool With Electric Heat	Auto	Same As Above	Same As Above
"P-Series" Digital 7-Day Program	2-Pipe	P03H	Heat Only	None ^a	Thermostat Can Switch Fan Speeds (H-M-L) Based On Demand, Or Manually By User*	On/Off Actuator Only
		P03C	Cool Only	None ^a		
		P05	Heat/Cool	Auto ^b		
		P06	Heat/Cool With Auxiliary Electric Heat	Auto ^b		
	4-Pipe	P08	Cool With Electric Heat	Auto ^b	Same As Above	Same As Above
"N-Series" Digital Networking Compatible	2-Pipe	N03H	Heat Only	None	Thermostat/Bas Auto (H-M-L, Or Based On Demand), Or Set By User (H-M-L)	On/Off Actuator Only
		N03C	Cool Only	None		
		N05	Heat/Cool	Auto		
		N07	Heat/Cool With Auxiliary Electric Heat	Auto		
	4-Pipe	N08	Cool With Electric Heat	Auto	Same As Above	Same As Above
"F-Series" Digital Networking Compatible	2-Pipe	F03H	Heat Only	None	Thermostat/Bas Auto (H-M-L, Or Based On Demand), Or Set By User (H-M-L)	Floating Point Actuator Only
		F03C	Cool Only	None		
		F05	Heat/Cool	Auto		
		F07	Heat/Cool With Auxiliary Electric Heat	Auto		
	4-Pipe	F08	Cool With Electric Heat	Auto	Same As Above	Same As Above
"V-Series" Digital Networking Compatible	2-Pipe	V03H	Heat Only	None	Thermostat/Bas Auto (H-M-L, Or Based On Demand), Or Set By User (H-M-L)	Proportional Actuator Only
		V03C	Cool Only			
		V05	Heat/Cool	Auto		
		V07	Heat/Cool With Auxiliary Electric Heat			
	4-Pipe	V08	Cool With Electric Heat	Auto	Same As Above	Same As Above

NOTES: Fan and valves are controlled with a 24VAC signal sent from the thermostat to the relay board via the appropriate terminal.

* Manual fan setting would force fan OFF, or into continuous operation at set speed.

- Can be programmed to turn ON/OFF based on schedule desired
- Changeover can occur based on room temperature demand, or operation can be automated based on user schedule.
- OFF mode is available for all thermostats.

The selection software will automatically prevent the user from selecting something that is not compatible with the current configuration. This means that the code may seem unavailable (greyed out), at first.

This could be due to the actuator type (ON/OFF or Floating) or a fan speed control option chosen.

For "N", "F" and "V" series specifically, this is also due to the requirement to specify networking capability. Under "Network Capability" choose either Standalone or BACnet Enabled to then see the available N-series, V-series or F-series thermostats.

PROGRAMMING

Below are some of the common defaults the thermostats are programmed with at the factory. These are subject to change with each order based on the configuration.

Thermostat Variable		D-Series *		P-Series	
Parameter	Description	D03H	D03C	P03H	P03C
		D05	D06	P05	P06
		D08	D11	P08	P11
Key Lock	Locks/Unlocks access to thermostat	Button Combination			
Time and Day	For 7-day schedule purposes	N/A		12AM, Mon	
Configuration Profile	Determines how thermostat runs thru sequence of operations	Based on order			
Temperature Scale	Default temperatures scale	°F			
System Type	Based on the number of coils and cooling/heating configuration	Based on order			
Fan Speed	Determines how the fan speed is controlled, see Fan Control	Based on order			
Deadband	Zone is satisfied in this temperature range around setpoint, up to 5°F	4°F			
Unoccupied Heat	Zone Setpoint in Heating Mode while Unoccupied	55°F			
Unoccupied Cool	Zone Setpoint in Cooling Mode while Unoccupied	85°F			

Thermostat is not programmable. Depending on options needed, a different thermostat will be provided.

For more information, reference the documents listed below.

TEC3000 Series
 Catalog Page: LIT-1901109
 Product Bulletin: LIT-12013193

FCP
 Product Bulletin: LIT-12013641
 User Guide: LIT-12013635

PROGRAMMING

Below are some of the common defaults the thermostats are programmed with at the factory. These are subject to change with each order based on the configuration.

Thermostat Variable		N-Series		F-Series		V-Series	
Parameter	Description	N03H	N03C	F03H	F03C	V03H	V03C
		N05	N07	F05	F07	V05	V07
		N08	N11	F08	F11	V08	V11
Occ Cool Setpoint	Occupied Cooling Setpoint	72					
Occ Heat Setpoint	Occupied Heating Setpoint	68					
Unocc Cool Setpoint	Unoccupied Cooling Setpoint	80					
Unocc Heat Setpoint	Unoccupied Heating Setpoint	60					
Schedule Source	Determines Schedule: Set at Thermostat (Schedule), or BAS (External)	Based on Order					
Time Zone	Time Zone	Central					
Language	Language	English					
Control Mode	See Control Type column above	Based on Order					
Fan Mode	See Fan Control column above	Based on Order					
Fan ON/OFF Delay	After a call for fan operation, delay for it to turn ON	30 seconds					
Deadband	Zone is satisfied in this temperature range around setpoint, up to 6°F	2°F					
FC Comm Mode	Network communication type (if applicable)	BACnet/MSTP					
Device Address	Individual thermostat identifier for network (if applicable)	4					
BACnet Encoding Type	Standard for network communication (if applicable)	ISO 10646 (UCS-2)					
Unit Type	See System Type Column above	Based on Order					
Heat/Cool Dev Type	See Water Control Available column above	Based on Order					
Actuator Stroke Time	Time duration for damper to go from closed to fully open	30 seconds					

Thermostat is not programmable. Depending on options needed, a different thermostat will be provided.

For more information, reference the documents listed below.

TEC3000 Series

Catalog Page: LIT-1901109

Product Bulletin: LIT-12013193

FCP

Product Bulletin: LIT-12013641

User Guide: LIT-12013635

